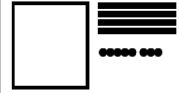




KV01 - Abbildung des Würfelmaterials (1.1)





KV02 - Kärtchen Wortspeicher (1.1)

Die Hunderterplatte

Der Tausenderwürfel

Die Zehnerstange

Der Einerwürfel

Der Hunderter

Der Zehner

Der Tausender

Der Einer

Für eine Zehnerstange braucht man 10 Einerwürfel.

Für eine Hunderterplatte braucht man \_\_\_\_\_.

Für \_\_\_\_\_ braucht man \_\_\_\_\_.

Ich zerlege die Zehnerstange in 10 Einerwürfel.

Ich zerlege die Hunderterplatte in \_\_\_\_\_.

Ich zerlege \_\_\_\_\_ in \_\_\_\_\_.







KV05 - Darstellungen 485 (2.1)

**Bild**

The 'Bild' section contains four empty square boxes for drawing. To the right of these boxes is a bundle of five horizontal lines, with five dots positioned below the bundle.

**Aufgabe**

$400 + 80 + 5$

**Zahl**

485

**Stellentafel**

T	H	Z	E
	4	8	5



KV06 - Darstellungen leer (2.1)

--	--

<b>Zahl</b>

<b>Aufgabe</b>

<b>Bild</b>

<b>Stellentafel</b>				
	<b>T</b>			
	<b>H</b>			
	<b>Z</b>			
	<b>E</b>			



KV07 – Kärtchen Wortspeicher (2.1)

10 Zehner werden zu einem Hunderter gebündelt.

10 \_\_\_\_\_ werden zu einem \_\_\_\_\_ zusammengefasst.

Ich bündle 10 Zehner zu einem Hunderter.

Ich fasse 10 \_\_\_\_\_ zu einem \_\_\_\_\_ zusammen.

Stellentafel

Tausender

Hunderter

Zehner

Einer

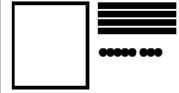
T	H	Z	E



KV08 - Zahlenquartett (2.2)

199	<table border="1"> <thead> <tr> <th>T</th> <th>H</th> <th>Z</th> <th>E</th> </tr> </thead> <tbody> <tr> <td></td> <td>1</td> <td>9</td> <td>9</td> </tr> </tbody> </table>	T	H	Z	E		1	9	9	$100 + 90 + 9$	
T	H	Z	E								
	1	9	9								
330	<table border="1"> <thead> <tr> <th>T</th> <th>H</th> <th>Z</th> <th>E</th> </tr> </thead> <tbody> <tr> <td></td> <td>3</td> <td>3</td> <td>0</td> </tr> </tbody> </table>	T	H	Z	E		3	3	0	$300 + 30$	
T	H	Z	E								
	3	3	0								
376	<table border="1"> <thead> <tr> <th>T</th> <th>H</th> <th>Z</th> <th>E</th> </tr> </thead> <tbody> <tr> <td></td> <td>3</td> <td>7</td> <td>6</td> </tr> </tbody> </table>	T	H	Z	E		3	7	6	$300 + 70 + 6$	
T	H	Z	E								
	3	7	6								
134	<table border="1"> <thead> <tr> <th>T</th> <th>H</th> <th>Z</th> <th>E</th> </tr> </thead> <tbody> <tr> <td></td> <td>1</td> <td>3</td> <td>4</td> </tr> </tbody> </table>	T	H	Z	E		1	3	4	$100 + 30 + 4$	
T	H	Z	E								
	1	3	4								





<p>158</p>	<table border="1"> <thead> <tr> <th>T</th> <th>H</th> <th>Z</th> <th>E</th> </tr> </thead> <tbody> <tr> <td></td> <td>1</td> <td>5</td> <td>8</td> </tr> </tbody> </table>	T	H	Z	E		1	5	8	<p><math>100 + 50 + 8</math></p>	
T	H	Z	E								
	1	5	8								
<p>243</p>	<table border="1"> <thead> <tr> <th>T</th> <th>H</th> <th>Z</th> <th>E</th> </tr> </thead> <tbody> <tr> <td></td> <td>2</td> <td>4</td> <td>3</td> </tr> </tbody> </table>	T	H	Z	E		2	4	3	<p><math>200 + 40 + 3</math></p>	
T	H	Z	E								
	2	4	3								
<p>218</p>	<table border="1"> <thead> <tr> <th>T</th> <th>H</th> <th>Z</th> <th>E</th> </tr> </thead> <tbody> <tr> <td></td> <td>2</td> <td>1</td> <td>8</td> </tr> </tbody> </table>	T	H	Z	E		2	1	8	<p><math>200 + 10 + 8</math></p>	
T	H	Z	E								
	2	1	8								
<p>404</p>	<table border="1"> <thead> <tr> <th>T</th> <th>H</th> <th>Z</th> <th>E</th> </tr> </thead> <tbody> <tr> <td></td> <td>4</td> <td>0</td> <td>4</td> </tr> </tbody> </table>	T	H	Z	E		4	0	4	<p><math>400 + 4</math></p>	
T	H	Z	E								
	4	0	4								



KV09 - Tara und Jonas (3.1)






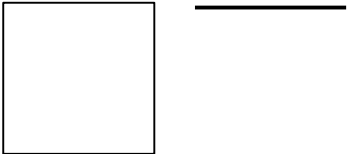

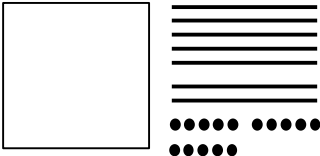

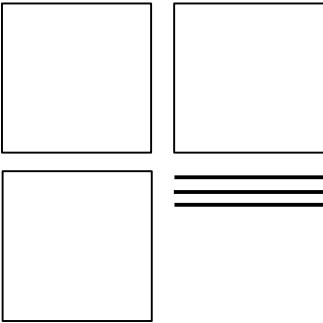
**Tara**



**Jonas**



KV10 - Paare finden

# Handreichungen - Baustein N1

Ich kann bündeln und entbündeln

